

## ANALIZA PRACY SĘDZIÓW ZWIĄZKOWYCH PŁYWANIA w 2016r.

### INDYWIDUALNA AKTYWNOŚĆ SĘDZIOWSKA W 2016r.

| OZP                      | lp | Nazwisko i imię                   | Ilość sędziowań w zawodach i na stanowiskach na podstawie danych z OZP |         |      |     |         |      |                |         |      |           | Suma imprez |                 |
|--------------------------|----|-----------------------------------|--|---------|------|-----|---------|------|----------------|---------|------|-----------|-------------|-----------------|
|                          |    |                                   | OZP  |         |      | PZP |         |      | MIĘDZYNARODOWE |         |      | Razem OZP |             | Razem centralne |
|                          |    |                                   | SG   | Starter | Inne | SG  | Starter | Inne | SG             | Starter | Inne |           |             |                 |
| 1                        | 2  | 3                                 | 4  | 5       | 6    | 7   | 8       | 9    | 10             | 11      | 12   | 13        | 14          | 15              |
| <b>DOLNOŚLĄSKI</b>       | 1  | <b>Fecica Daniel</b>              | 2  | 0       | 10   | 0   | 0       | 0    | 0              | 0       | 0    | 12        | 0           | <b>12</b>       |
|                          | 2  | <b>Fecica Krystyna</b>            | 1  | 0       | 11   | 0   | 0       | 0    | 0              | 0       | 0    | 12        | 0           | <b>12</b>       |
|                          | 3  | <b>Frank Kamil</b>                | 3  | 2       | 16   | 1   | 0       | 0    | 0              | 0       | 0    | 21        | 1           | <b>22</b>       |
|                          | 4  | <b>Godlewski Eugeniusz</b>        | 0  | 0       | 11   | 0   | 0       | 0    | 0              | 0       | 0    | 11        | 0           | <b>11</b>       |
|                          | 5  | <b>Kołtuniewicz Jerzy</b>         | 0  | 0       | 4    | 0   | 0       | 0    | 0              | 0       | 0    | 4         | 0           | <b>4</b>        |
|                          | 6  | <b>Martyniuk Bogdan</b>           | 0  | 1       | 12   | 0   | 0       | 0    | 0              | 0       | 0    | 13        | 0           | <b>13</b>       |
|                          | 7  | <b>Merchelska Urszula</b>         | 0  | 0       | 7    | 0   | 0       | 0    | 0              | 0       | 0    | 7         | 0           | <b>7</b>        |
|                          | 8  | <b>Merchelski Zygmunt</b>         | 3  | 3       | 9    | 0   | 0       | 2    | 0              | 0       | 0    | 15        | 2           | <b>17</b>       |
|                          | 9  | <b>Milczarek Helena</b>           | 0  | 0       | 5    | 0   | 0       | 0    | 0              | 0       | 0    | 5         | 0           | <b>5</b>        |
|                          | 10 | <b>Miszczaak Stefan</b>           | 4  | 3       | 7    | 0   | 0       | 2    | 0              | 0       | 0    | 14        | 2           | <b>16</b>       |
|                          | 11 | <b>Miszczaak Waldemar</b>         | 0  | 1       | 5    | 0   | 0       | 1    | 0              | 0       | 0    | 6         | 1           | <b>7</b>        |
|                          | 12 | <b>Nadobny Bogusław</b>           | 5  | 1       | 14   | 1   | 1       | 0    | 0              | 0       | 0    | 20        | 2           | <b>22</b>       |
|                          | 13 | <b>Owsińska (Nadobna) Grażyna</b> | 3  | 0       | 2    | 0   | 0       | 0    | 0              | 0       | 0    | 5         | 0           | <b>5</b>        |
|                          | 14 | <b>Rajchel Jolanta</b>            | 0  | 0       | 9    | 0   | 0       | 0    | 0              | 0       | 0    | 9         | 0           | <b>9</b>        |
| <b>KUJAWSKO-POMORSKI</b> | 1  | <b>Hinc Sławomir</b>              | 0  | 0       | 7    | 0   | 0       | 1    | 0              | 0       | 0    | 7         | 1           | <b>8</b>        |
|                          | 2  | <b>Kopczyńska Ewa</b>             | 1  | 0       | 2    | 0   | 0       | 2    | 0              | 0       | 0    | 3         | 2           | <b>5</b>        |

|                 |    |                                 |    |    |    |   |   |   |   |   |   |    |   |           |
|-----------------|----|---------------------------------|----|----|----|---|---|---|---|---|---|----|---|-----------|
|                 | 3  | <b>Molenda Joanna</b>           | 2  | 0  | 0  | 0 | 0 | 0 | 0 | 0 | 0 | 2  | 0 | <b>2</b>  |
|                 | 4  | <b>Nowakowska Bogumiła</b>      | 4  | 0  | 1  | 1 | 0 | 0 | 0 | 0 | 0 | 5  | 1 | <b>6</b>  |
|                 | 5  | <b>Nowakowski Zygfryd Jerzy</b> | 1  | 6  | 2  | 0 | 0 | 1 | 0 | 0 | 0 | 9  | 1 | <b>10</b> |
|                 | 6  | <b>Prędko Józef</b>             | 4  | 0  | 5  | 0 | 0 | 1 | 0 | 0 | 0 | 9  | 1 | <b>10</b> |
|                 | 7  | <b>Rosiński Stefan</b>          | 0  | 0  | 4  | 0 | 0 | 1 | 0 | 0 | 0 | 4  | 1 | <b>5</b>  |
|                 | 8  | <b>Szramski Stanisław</b>       | 4  | 5  | 0  | 1 | 1 | 1 | 0 | 0 | 0 | 9  | 3 | <b>12</b> |
|                 | 9  | <b>Szufarski Andrzej</b>        | 0  | 1  | 3  | 0 | 0 | 0 | 0 | 0 | 0 | 4  | 0 | <b>4</b>  |
|                 | 10 | <b>Zelek Joanna</b>             | 0  | 0  | 1  | 0 | 0 | 1 | 0 | 0 | 0 | 1  | 1 | <b>2</b>  |
| <b>LUBELSKI</b> | 1  | <b>Bujak Piotr</b>              | 0  | 0  | 24 | 0 | 0 | 4 | 0 | 0 | 0 | 24 | 4 | <b>28</b> |
|                 | 2  | <b>Świrzydenko Ewa</b>          | 7  | 0  | 11 | 1 | 0 | 2 | 0 | 0 | 0 | 18 | 3 | <b>21</b> |
|                 | 3  | <b>Dziedzina Krystyna</b>       | 16 | 0  | 14 | 1 | 0 | 3 | 0 | 0 | 0 | 30 | 4 | <b>34</b> |
|                 | 4  | <b>Mazurek Iwona</b>            | 16 | 0  | 8  | 3 | 0 | 4 | 0 | 0 | 0 | 24 | 7 | <b>31</b> |
|                 | 5  | <b>Stefaniak Teresa</b>         | 3  | 0  | 16 | 0 | 0 | 3 | 0 | 0 | 0 | 19 | 3 | <b>22</b> |
|                 | 6  | <b>Prus Piotr</b>               | 1  | 18 | 0  | 0 | 2 | 0 | 0 | 0 | 0 | 19 | 2 | <b>21</b> |
|                 | 7  | <b>Dudak Alicja</b>             | 1  | 0  | 6  | 0 | 0 | 2 | 0 | 0 | 0 | 7  | 2 | <b>9</b>  |
| <b>LUBUSKI</b>  | 1  | <b>Czajka Jerzy</b>             | 3  | 1  | 4  | 0 | 0 | 1 | 0 | 0 | 0 | 8  | 1 | <b>9</b>  |
|                 | 2  | <b>Jankowska Wanda</b>          | 0  | 0  | 8  | 0 | 0 | 2 | 0 | 0 | 0 | 8  | 2 | <b>10</b> |
|                 | 3  | <b>Jankowski Jarosław</b>       | 3  | 1  | 2  | 0 | 3 | 0 | 0 | 0 | 0 | 6  | 3 | <b>9</b>  |
|                 | 4  | <b>Michta Agnieszka</b>         | 2  | 0  | 5  | 0 | 0 | 2 | 0 | 0 | 0 | 7  | 2 | <b>9</b>  |
|                 | 5  | <b>Murawiak Wanda</b>           | 0  | 0  | 8  | 0 | 0 | 2 | 0 | 0 | 0 | 8  | 2 | <b>10</b> |
|                 | 6  | <b>Nadolska -Ćwikła Irena</b>   | 0  | 0  | 6  | 0 | 0 | 2 | 0 | 0 | 0 | 6  | 2 | <b>8</b>  |
|                 | 7  | <b>Szarkowski Zenon</b>         | 1  | 3  | 3  | 0 | 0 | 2 | 0 | 0 | 0 | 7  | 2 | <b>9</b>  |
|                 | 8  | <b>Sztandera Lucjan</b>         | 0  | 0  | 5  | 0 | 0 | 0 | 0 | 0 | 0 | 5  | 0 | <b>5</b>  |

|                   |    |                                   |   |   |    |   |   |   |   |   |   |    |   |           |
|-------------------|----|-----------------------------------|---|---|----|---|---|---|---|---|---|----|---|-----------|
|                   | 9  | <b>Świderska Anna</b>             | 1 | 2 | 4  | 1 | 0 | 1 | 0 | 0 | 0 | 7  | 2 | <b>10</b> |
|                   | 10 | <b>Witosławski Bolesław</b>       | 0 | 0 | 5  | 0 | 0 | 0 | 0 | 0 | 0 | 5  | 0 | <b>5</b>  |
|                   | 11 | <b>Wolniak Grochocka Zofia</b>    | 0 | 0 | 6  | 0 | 0 | 2 | 0 | 0 | 0 | 6  | 2 | <b>8</b>  |
| <b>LÓDZKI</b>     | 1  | <b>Balcerak Joanna</b>            | 0 | 0 | 0  | 0 | 0 | 1 | 0 | 0 | 0 | 0  | 1 | <b>1</b>  |
|                   | 2  | <b>Boruch Jan</b>                 | 2 | 5 | 7  | 0 | 1 | 0 | 0 | 0 | 0 | 14 | 1 | <b>15</b> |
|                   | 3  | <b>Janik Janusz</b>               | 0 | 0 | 3  | 0 | 0 | 0 | 0 | 0 | 0 | 3  | 0 | <b>3</b>  |
|                   | 4  | <b>Kadziak Zdzisław</b>           | 2 | 0 | 17 | 0 | 0 | 1 | 0 | 0 | 0 | 19 | 1 | <b>20</b> |
|                   | 5  | <b>Kapcewicz Piotr</b>            | 2 | 0 | 1  | 0 | 0 | 1 | 0 | 0 | 0 | 3  | 1 | <b>4</b>  |
|                   | 6  | <b>Kłos Grzegorz</b>              | 4 | 3 | 1  | 1 | 0 | 1 | 0 | 0 | 0 | 8  | 2 | <b>10</b> |
|                   | 7  | <b>Rozwadowska Monika</b>         | 0 | 0 | 1  | 0 | 0 | 1 | 0 | 0 | 0 | 1  | 1 | <b>2</b>  |
|                   | 8  | <b>Sitkiewicz Jacek</b>           | 1 | 1 | 3  | 0 | 0 | 1 | 0 | 0 | 0 | 5  | 1 | <b>6</b>  |
|                   | 9  | <b>Sodomirska Magdalena</b>       | 7 | 1 | 17 | 1 | 0 | 0 | 0 | 0 | 0 | 25 | 1 | <b>26</b> |
|                   | 10 | <b>Trocki Ryszard</b>             | 1 | 7 | 0  | 0 | 0 | 0 | 0 | 0 | 0 | 8  | 0 | <b>8</b>  |
|                   | 11 | <b>Turski Marian</b>              | 1 | 2 | 1  | 1 | 0 | 1 | 0 | 0 | 0 | 4  | 2 | <b>6</b>  |
| <b>MAŁOPOLSKI</b> | 1  | <b>Buwaj Jerzy</b>                | 0 | 0 | 3  | 0 | 0 | 0 | 0 | 0 | 0 | 3  | 0 | <b>3</b>  |
|                   | 2  | <b>Dadej Grzegorz</b>             | 0 | 1 | 4  | 2 | 0 | 0 | 0 | 0 | 0 | 5  | 2 | <b>7</b>  |
|                   | 3  | <b>Dubisz Przemysław</b>          | 0 | 0 | 1  | 0 | 0 | 0 | 0 | 0 | 0 | 1  | 0 | <b>1</b>  |
|                   | 4  | <b>Dudek Maciej</b>               | 0 | 0 | 2  | 0 | 0 | 0 | 0 | 0 | 0 | 2  | 0 | <b>2</b>  |
|                   | 5  | <b>Dziedzic-Dziędziel Grażyna</b> | 2 | 0 | 3  | 1 | 0 | 1 | 0 | 0 | 0 | 5  | 2 | <b>7</b>  |
|                   | 6  | <b>Gonczaruk Agnieszka</b>        | 1 | 0 | 6  | 0 | 0 | 0 | 0 | 0 | 0 | 7  | 0 | <b>7</b>  |
|                   | 7  | <b>Kominiak Robert</b>            | 3 | 0 | 2  | 0 | 0 | 0 | 0 | 0 | 0 | 5  | 0 | <b>5</b>  |
|                   | 8  | <b>Legutko Mirosława</b>          | 5 | 0 | 6  | 2 | 0 | 3 | 1 | 0 | 1 | 11 | 7 | <b>18</b> |
|                   | 9  | <b>Liszko Małgorzata</b>          | 2 | 0 | 3  | 1 | 0 | 3 | 0 | 0 | 0 | 5  | 4 | <b>9</b>  |

|                    |                         |                            |    |    |   |   |   |   |   |   |    |    |           |           |
|--------------------|-------------------------|----------------------------|----|----|---|---|---|---|---|---|----|----|-----------|-----------|
|                    | 10                      | <b>Miernik Stanisław</b>   | 1  | 0  | 4 | 0 | 0 | 1 | 0 | 0 | 0  | 5  | 1         | <b>6</b>  |
|                    | 11                      | <b>Modzelewska Lidia</b>   | 1  | 0  | 0 | 0 | 0 | 1 | 0 | 0 | 0  | 1  | 1         | <b>2</b>  |
|                    | 12                      | <b>Pieczora Kazimierz</b>  | 0  | 0  | 1 | 0 | 0 | 0 | 0 | 0 | 0  | 1  | 0         | <b>1</b>  |
|                    | 13                      | <b>Puchalska Jadwiga</b>   | 0  | 0  | 9 | 0 | 0 | 1 | 0 | 0 | 0  | 9  | 1         | <b>10</b> |
|                    | 14                      | <b>Puchalska Monika</b>    | 0  | 0  | 4 | 0 | 0 | 0 | 0 | 0 | 0  | 4  | 0         | <b>4</b>  |
|                    | 15                      | <b>Puchalski Michał</b>    | 0  | 0  | 6 | 0 | 0 | 1 | 0 | 0 | 0  | 6  | 1         | <b>7</b>  |
|                    | 16                      | <b>Siwek Matylda</b>       | 0  | 0  | 4 | 0 | 0 | 0 | 0 | 0 | 0  | 4  | 0         | <b>4</b>  |
|                    | 17                      | <b>Staroń Anna</b>         | 1  | 0  | 3 | 0 | 0 | 1 | 0 | 0 | 0  | 4  | 1         | <b>5</b>  |
|                    | 18                      | <b>Strąg Małgorzata</b>    | 1  | 0  | 3 | 0 | 0 | 1 | 0 | 0 | 0  | 4  | 1         | <b>5</b>  |
|                    | 19                      | <b>Uszko Marcin</b>        | 1  | 0  | 2 | 1 | 1 | 0 | 0 | 0 | 0  | 3  | 2         | <b>5</b>  |
|                    | 20                      | <b>Warchala Maria</b>      | 0  | 0  | 1 | 0 | 0 | 0 | 0 | 0 | 0  | 1  | 0         | <b>1</b>  |
|                    | 21                      | <b>Wiśniewski Andrzej</b>  | 0  | 8  | 1 | 0 | 2 | 0 | 0 | 0 | 0  | 9  | 2         | <b>11</b> |
|                    | 22                      | <b>Wiśniewski Paweł</b>    | 2  | 1  | 0 | 0 | 2 | 1 | 0 | 0 | 0  | 3  | 3         | <b>6</b>  |
|                    | 23                      | <b>Wojtałów Franciszek</b> | 2  | 0  | 6 | 1 | 0 | 0 | 0 | 0 | 0  | 8  | 1         | <b>9</b>  |
| 24                 | <b>Wojtałów Paulina</b> | 4                          | 0  | 10 | 0 | 0 | 3 | 0 | 0 | 0 | 14 | 3  | <b>17</b> |           |
| <b>OPOLSKI</b>     | 1                       | <b>Karcz Grzegorz</b>      | 1  | 5  | 0 | 0 | 1 | 0 | 0 | 0 | 0  | 6  | 1         | <b>7</b>  |
|                    | 2                       | <b>Kozina-Ołoś Zofia</b>   | 1  | 0  | 3 | 1 | 0 | 0 | 0 | 0 | 0  | 4  | 1         | <b>5</b>  |
|                    | 3                       | <b>Nalepa Mirosław</b>     | 8  | 0  | 0 | 3 | 0 | 0 | 0 | 0 | 0  | 8  | 3         | <b>11</b> |
| <b>PODKARPACKI</b> | 1                       | <b>Furman Ewa</b>          | 11 | 0  | 3 | 2 | 0 | 2 | 0 | 0 | 0  | 14 | 4         | <b>18</b> |
|                    | 2                       | <b>Draguła Dariusz</b>     | 4  | 0  | 1 | 2 | 0 | 1 | 0 | 0 | 0  | 5  | 3         | <b>8</b>  |
|                    | 3                       | <b>Sanecki Leszek</b>      | 4  | 0  | 1 | 0 | 0 | 0 | 0 | 0 | 0  | 5  | 0         | <b>5</b>  |
|                    | 4                       | <b>Stogiera Jacek</b>      | 2  | 7  | 0 | 1 | 1 | 0 | 0 | 0 | 0  | 9  | 2         | <b>11</b> |
|                    | 5                       | <b>Korycka Lutak Anna</b>  | 5  | 0  | 7 | 0 | 0 | 1 | 0 | 0 | 0  | 12 | 1         | <b>13</b> |

|                 |    |                                  |    |    |    |   |   |   |   |   |   |    |   |           |
|-----------------|----|----------------------------------|----|----|----|---|---|---|---|---|---|----|---|-----------|
|                 | 6  | <b>Frask Przemysław</b>          | 1  | 1  | 2  | 0 | 0 | 0 | 0 | 0 | 0 | 4  | 0 | <b>4</b>  |
| <b>PODLASKI</b> | 1  | <b>Czyżewski Marek</b>           | 4  | 2  | 0  | 0 | 0 | 0 | 0 | 0 | 0 | 6  | 0 | <b>6</b>  |
|                 | 1  | <b>Januszek Krzysztof</b>        | 3  | 0  | 1  | 1 | 0 | 0 | 0 | 0 | 0 | 4  | 1 | <b>5</b>  |
|                 | 3  | <b>Stepańczuk Tomasz</b>         | 0  | 0  | 0  | 1 | 0 | 0 | 0 | 0 | 0 | 1  | 0 | <b>1</b>  |
| <b>POMORSKI</b> | 1  | <b>Alenowicz Magdalena</b>       | 0  | 0  | 2  | 0 | 0 | 0 | 0 | 0 | 0 | 2  | 0 | <b>2</b>  |
|                 | 2  | <b>Bartosiewicz Joanna</b>       | 0  | 0  | 2  | 0 | 0 | 0 | 0 | 0 | 0 | 2  | 0 | <b>2</b>  |
|                 | 3  | <b>Berent Karolina</b>           | 0  | 0  | 2  | 0 | 0 | 0 | 0 | 0 | 0 | 2  | 0 | <b>2</b>  |
|                 | 4  | <b>Browarczyk Alicja</b>         | 0  | 0  | 3  | 0 | 0 | 0 | 0 | 0 | 0 | 3  | 0 | <b>3</b>  |
|                 | 5  | <b>Cetler-Szmidt Bogumiła</b>    | 8  | 0  | 0  | 1 | 0 | 0 | 0 | 0 | 0 | 8  | 1 | <b>9</b>  |
|                 | 6  | <b>Galuszevska-Człapa Hanna</b>  | 0  | 0  | 2  | 0 | 0 | 0 | 0 | 0 | 0 | 2  | 0 | <b>2</b>  |
|                 | 7  | <b>Hryniewicz Wiesława</b>       | 10 | 0  | 8  | 1 | 0 | 1 | 0 | 0 | 0 | 18 | 2 | <b>20</b> |
|                 | 8  | <b>Kaszuba Beata</b>             | 0  | 0  | 2  | 0 | 0 | 0 | 0 | 0 | 0 | 2  | 0 | <b>2</b>  |
|                 | 9  | <b>Matylla Monika</b>            | 0  | 0  | 2  | 0 | 0 | 0 | 0 | 0 | 0 | 2  | 0 | <b>2</b>  |
|                 | 10 | <b>Osiński Teodor</b>            | 0  | 0  | 2  | 0 | 0 | 0 | 0 | 0 | 0 | 2  | 0 | <b>2</b>  |
|                 | 11 | <b>Rajski Wojciech</b>           | 0  | 5  | 2  | 0 | 1 | 0 | 0 | 0 | 0 | 7  | 1 | <b>8</b>  |
|                 | 12 | <b>Urbaniak-Warzocho Dagmara</b> | 4  | 0  | 2  | 1 | 0 | 0 | 0 | 0 | 0 | 6  | 1 | <b>7</b>  |
|                 | 13 | <b>Zwolan Zuzanna</b>            | 5  | 0  | 2  | 0 | 0 | 1 | 0 | 0 | 0 | 7  | 1 | <b>8</b>  |
| <b>ŚLĄSKI</b>   | 1  | <b>Bielecki Aleksander</b>       | 11 | 21 | 6  | 1 | 0 | 1 | 0 | 0 | 0 | 38 | 2 | <b>40</b> |
|                 | 2  | <b>Biderman Magdalena</b>        | 4  | 0  | 29 | 0 | 1 | 1 | 0 | 0 | 0 | 33 | 2 | <b>35</b> |
|                 | 3  | <b>Bułat Elżbieta</b>            | 3  | 0  | 20 | 0 | 0 | 2 | 0 | 0 | 0 | 23 | 2 | <b>25</b> |
|                 | 4  | <b>Charmuszko Danuta</b>         | 1  | 0  | 12 | 1 | 0 | 3 | 0 | 0 | 0 | 13 | 4 | <b>17</b> |
|                 | 5  | <b>Dempniak Kazimierz</b>        | 4  | 0  | 5  | 4 | 0 | 0 | 0 | 0 | 0 | 9  | 4 | <b>13</b> |

|                           |    |                               |    |   |    |   |   |   |   |   |   |    |   |           |
|---------------------------|----|-------------------------------|----|---|----|---|---|---|---|---|---|----|---|-----------|
|                           | 6  | <b>Duży Krzysztof</b>         | 0  | 0 | 3  | 0 | 0 | 0 | 0 | 0 | 0 | 3  | 0 | <b>3</b>  |
|                           | 7  | <b>Działas Franciszek</b>     | 0  | 0 | 3  | 0 | 0 | 0 | 0 | 0 | 0 | 3  | 0 | <b>3</b>  |
|                           | 8  | <b>Gazda Eryk</b>             | 19 | 8 | 4  | 1 | 0 | 1 | 0 | 0 | 0 | 31 | 2 | <b>33</b> |
|                           | 9  | <b>Jelito Zbigniew</b>        | 1  | 6 | 11 | 2 | 2 | 0 | 0 | 0 | 0 | 18 | 4 | <b>22</b> |
|                           | 10 | <b>Kauca Karolina</b>         | 1  | 0 | 5  | 1 | 0 | 0 | 0 | 0 | 0 | 6  | 1 | <b>7</b>  |
|                           | 11 | <b>Kilian Waldemar</b>        | 0  | 0 | 3  | 1 | 0 | 3 | 1 | 0 | 2 | 3  | 7 | <b>10</b> |
|                           | 12 | <b>Kuczmińska Zofia</b>       | 0  | 0 | 9  | 0 | 0 | 1 | 0 | 0 | 0 | 9  | 1 | <b>10</b> |
|                           | 13 | <b>Kuczmiński Witold</b>      | 2  | 0 | 8  | 0 | 0 | 1 | 0 | 0 | 0 | 10 | 1 | <b>11</b> |
|                           | 14 | <b>Mirski Zbigniew</b>        | 0  | 0 | 0  | 0 | 1 | 0 | 0 | 0 | 0 | 0  | 1 | <b>1</b>  |
|                           | 15 | <b>Noga Irena</b>             | 0  | 0 | 10 | 0 | 0 | 2 | 0 | 0 | 0 | 10 | 2 | <b>12</b> |
|                           | 16 | <b>Rojowska Joanna</b>        | 0  | 0 | 1  | 0 | 0 | 1 | 0 | 0 | 0 | 1  | 1 | <b>2</b>  |
|                           | 17 | <b>Spyrka Teodor</b>          | 1  | 0 | 2  | 0 | 0 | 0 | 0 | 0 | 0 | 3  | 0 | <b>3</b>  |
|                           | 18 | <b>Stefanek Jolanta</b>       | 1  | 0 | 7  | 0 | 0 | 1 | 0 | 0 | 0 | 8  | 1 | <b>9</b>  |
|                           | 19 | <b>Stojanowski Dawid</b>      | 1  | 0 | 2  | 0 | 0 | 1 | 0 | 0 | 1 | 3  | 2 | <b>5</b>  |
|                           | 20 | <b>Toporek Karolina</b>       | 2  | 0 | 19 | 0 | 0 | 2 | 0 | 0 | 0 | 21 | 2 | <b>23</b> |
|                           | 21 | <b>Węglewska-Siegmund Ewa</b> | 0  | 0 | 2  | 0 | 0 | 0 | 0 | 0 | 0 | 2  | 0 | <b>2</b>  |
|                           | 22 | <b>Wieloch Maria</b>          | 0  | 0 | 1  | 0 | 0 | 1 | 0 | 0 | 0 | 1  | 1 | <b>2</b>  |
|                           | 23 | <b>Winczura Elżbieta</b>      | 10 | 0 | 21 | 0 | 0 | 2 | 0 | 0 | 0 | 31 | 2 | <b>33</b> |
|                           | 24 | <b>Wolińska Agata</b>         | 0  | 0 | 3  | 0 | 0 | 0 | 0 | 0 | 0 | 3  | 0 | <b>3</b>  |
|                           | 25 | <b>Zielski Krzysztof</b>      | 1  | 0 | 1  | 0 | 0 | 0 | 0 | 0 | 0 | 2  | 0 | <b>2</b>  |
| <b>ŚWIĘTO<br/>KRZYSKI</b> | 1  | <b>Dzioba Wojciech</b>        | 4  | 2 | 3  | 0 | 0 | 2 | 0 | 0 | 0 | 9  | 2 | <b>11</b> |
|                           | 2  | <b>Kośny Tomasz</b>           | 4  | 1 | 0  | 1 | 1 | 0 | 0 | 0 | 0 | 5  | 2 | <b>7</b>  |
|                           | 3  | <b>Kurant Mariola</b>         | 4  | 5 | 7  | 2 | 1 | 1 | 0 | 0 | 0 | 16 | 4 | <b>20</b> |

|                                |    |                                 |    |   |    |   |   |   |   |   |   |    |   |           |
|--------------------------------|----|---------------------------------|----|---|----|---|---|---|---|---|---|----|---|-----------|
| <b>WARMINSKO-<br/>MAZURSKI</b> | 1  | <b>Grzemski Maciej</b>          | 2  | 2 | 3  | 1 | 1 | 4 | 0 | 0 | 0 | 7  | 6 | <b>13</b> |
|                                | 2  | <b>Maciesza Waldemar</b>        | 2  | 0 | 0  | 0 | 1 | 0 | 0 | 0 | 0 | 2  | 1 | <b>3</b>  |
|                                | 3  | <b>Nowak Janusz</b>             | 9  | 1 | 3  | 3 | 1 | 3 | 0 | 0 | 0 | 13 | 7 | <b>20</b> |
|                                | 4  | <b>Studniak Ewa</b>             | 0  | 0 | 9  | 0 | 0 | 1 | 0 | 0 | 0 | 9  | 1 | <b>10</b> |
|                                | 5  | <b>Studniak Mariusz</b>         | 10 | 0 | 1  | 0 | 0 | 1 | 0 | 0 | 0 | 11 | 1 | <b>12</b> |
| <b>WARSZAWSKO-MAZOWIECKI</b>   | 1  | <b>Dudkiewicz Marek</b>         | 4  | 5 | 4  | 0 | 0 | 0 | 0 | 0 | 0 | 13 | 0 | <b>13</b> |
|                                | 2  | <b>Gałuza Beata</b>             | 9  | 1 | 1  | 2 | 0 | 1 | 1 | 0 | 0 | 11 | 4 | <b>15</b> |
|                                | 3  | <b>Glinkowski Tadeusz</b>       | 1  | 0 | 7  | 0 | 1 | 1 | 0 | 0 | 0 | 8  | 2 | <b>10</b> |
|                                | 4  | <b>Grzywacz Marek</b>           | 9  | 1 | 9  | 0 | 0 | 1 | 0 | 0 | 0 | 19 | 1 | <b>20</b> |
|                                | 5  | <b>Kalicki Rafał</b>            | 8  | 1 | 3  | 0 | 1 | 0 | 0 | 0 | 0 | 12 | 1 | <b>13</b> |
|                                | 6  | <b>Kwiecień-Ciska Katarzyna</b> | 2  | 1 | 2  | 1 | 0 | 0 | 0 | 0 | 0 | 5  | 1 | <b>6</b>  |
|                                | 7  | <b>Michalski Łukasz</b>         | 9  | 2 | 11 | 0 | 0 | 1 | 0 | 0 | 0 | 23 | 1 | <b>24</b> |
|                                | 8  | <b>Seliga-Zielska Magdalena</b> | 11 | 0 | 12 | 3 | 0 | 1 | 0 | 0 | 0 | 23 | 4 | <b>27</b> |
|                                | 9  | <b>Szaciłło Jacek</b>           | 1  | 0 | 5  | 0 | 0 | 1 | 0 | 0 | 0 | 6  | 1 | <b>7</b>  |
|                                | 10 | <b>Tański Bohdan</b>            | 2  | 1 | 10 | 2 | 0 | 0 | 0 | 0 | 0 | 13 | 2 | <b>15</b> |
|                                | 11 | <b>Waraksa Eugeniusz</b>        | 7  | 1 | 6  | 0 | 0 | 3 | 0 | 0 | 0 | 14 | 3 | <b>17</b> |
|                                | 12 | <b>Wicher Andrzej</b>           | 8  | 7 | 6  | 1 | 0 | 0 | 0 | 0 | 0 | 21 | 1 | <b>22</b> |
|                                | 13 | <b>Zaremba Marek Ernest</b>     | 0  | 0 | 1  | 0 | 0 | 0 | 0 | 0 | 0 | 1  | 0 | <b>1</b>  |
|                                | 14 | <b>Żłobicki Piotr</b>           | 4  | 7 | 1  | 0 | 1 | 0 | 0 | 0 | 0 | 12 | 1 | <b>13</b> |
| <b>WIELKOPOLSKI</b>            | 1  | <b>Bromberek Zbigniew</b>       | 0  | 0 | 2  | 0 | 0 | 1 | 0 | 0 | 0 | 2  | 1 | <b>3</b>  |
|                                | 2  | <b>Cichoński Andrzej</b>        | 0  | 0 | 2  | 0 | 0 | 1 | 0 | 0 | 0 | 2  | 1 | <b>3</b>  |
|                                | 3  | <b>Cichoński Krzysztof</b>      | 0  | 0 | 2  | 0 | 0 | 1 | 0 | 0 | 0 | 2  | 1 | <b>3</b>  |
|                                | 4  | <b>Ciereszko Jerzy</b>          | 0  | 0 | 4  | 0 | 0 | 0 | 0 | 0 | 0 | 4  | 0 | <b>4</b>  |

|    |                     |                                |                                 |   |    |    |   |   |   |   |   |    |    |           |           |
|----|---------------------|--------------------------------|---------------------------------|---|----|----|---|---|---|---|---|----|----|-----------|-----------|
|    | 5                   | <b>Cybertowicz Sławomir</b>    | 3                               | 2 | 2  | 3  | 1 | 1 | 0 | 0 | 0 | 7  | 5  | <b>12</b> |           |
|    | 6                   | <b>Drela Grażyna</b>           | 2                               | 1 | 8  | 1  | 0 | 4 | 0 | 0 | 0 | 11 | 5  | <b>16</b> |           |
|    | 7                   | <b>Ducka Dorota</b>            | 0                               | 0 | 6  | 0  | 0 | 2 | 0 | 0 | 0 | 6  | 2  | <b>8</b>  |           |
|    | 8                   | <b>Dybowski Adam</b>           | 1                               | 1 | 8  | 0  | 0 | 3 | 0 | 0 | 0 | 10 | 3  | <b>13</b> |           |
|    | 9                   | <b>Figielek Marta</b>          | 9                               | 0 | 0  | 0  | 0 | 0 | 0 | 0 | 0 | 9  | 0  | <b>9</b>  |           |
|    | 10                  | <b>Filipiak Roman</b>          | 1                               | 1 | 1  | 0  | 0 | 0 | 0 | 0 | 0 | 3  | 0  | <b>3</b>  |           |
|    | 11                  | <b>Forysiak Robert</b>         | 0                               | 0 | 4  | 0  | 0 | 0 | 0 | 0 | 0 | 4  | 0  | <b>4</b>  |           |
|    | 12                  | <b>Gacek Alicja</b>            | 1                               | 0 | 5  | 0  | 0 | 2 | 0 | 0 | 0 | 6  | 2  | <b>8</b>  |           |
|    | <b>WIELKOPOLSKI</b> | 13                             | <b>Gacek Zdzisław</b>           | 2 | 1  | 13 | 1 | 0 | 5 | 0 | 0 | 0  | 16 | 6         | <b>22</b> |
|    |                     | 14                             | <b>Gościński Olgierd</b>        | 2 | 1  | 0  | 0 | 0 | 0 | 0 | 0 | 0  | 3  | 0         | <b>3</b>  |
|    |                     | 15                             | <b>Grządzielewski Stanisław</b> | 0 | 0  | 3  | 0 | 0 | 2 | 0 | 0 | 0  | 3  | 2         | <b>5</b>  |
|    |                     | 16                             | <b>Kmiecik Maria</b>            | 0 | 0  | 7  | 0 | 0 | 3 | 0 | 0 | 0  | 7  | 3         | <b>10</b> |
| 17 |                     | <b>Kmiecik Walczak Barbara</b> | 1                               | 0 | 2  | 0  | 0 | 0 | 0 | 0 | 0 | 3  | 0  | <b>3</b>  |           |
| 18 |                     | <b>Korzeń Zbigniew</b>         | 0                               | 0 | 1  | 0  | 0 | 1 | 0 | 0 | 0 | 1  | 1  | <b>2</b>  |           |
| 19 |                     | <b>Kotecka Anna</b>            | 0                               | 0 | 9  | 1  | 0 | 3 | 0 | 0 | 0 | 9  | 4  | <b>13</b> |           |
| 20 |                     | <b>Krzywda Jakub</b>           | 1                               | 2 | 1  | 0  | 0 | 4 | 2 | 0 | 0 | 4  | 6  | <b>10</b> |           |
| 21 |                     | <b>Lewandowska Grażyna</b>     | 0                               | 0 | 2  | 0  | 0 | 1 | 0 | 0 | 0 | 2  | 1  | <b>3</b>  |           |
| 22 |                     | <b>Michalak Sebastian</b>      | 0                               | 0 | 4  | 0  | 0 | 1 | 0 | 0 | 0 | 4  | 1  | <b>5</b>  |           |
| 23 |                     | <b>Mielcarek Zdzisław</b>      | 2                               | 2 | 10 | 1  | 2 | 2 | 0 | 0 | 0 | 14 | 5  | <b>19</b> |           |
| 24 |                     | <b>Mroczek Bogumiła</b>        | 0                               | 0 | 2  | 1  | 0 | 0 | 0 | 0 | 0 | 2  | 1  | <b>3</b>  |           |
| 25 |                     | <b>Nowak Ryszard</b>           | 5                               | 4 | 7  | 1  | 2 | 3 | 0 | 0 | 0 | 16 | 6  | <b>22</b> |           |
| 26 |                     | <b>Nowak Władysław</b>         | 0                               | 0 | 3  | 0  | 0 | 2 | 0 | 0 | 0 | 3  | 2  | <b>5</b>  |           |
| 27 |                     | <b>Paluch Janusz</b>           | 0                               | 0 | 11 | 0  | 0 | 5 | 0 | 0 | 0 | 11 | 5  | <b>16</b> |           |



|                          |    |                                  |    |   |   |   |   |   |   |   |   |    |   |           |
|--------------------------|----|----------------------------------|----|---|---|---|---|---|---|---|---|----|---|-----------|
|                          | 28 | <b>Pietraszewski Zbigniew</b>    | 2  | 0 | 3 | 2 | 0 | 1 | 0 | 0 | 0 | 5  | 3 | <b>8</b>  |
|                          | 29 | <b>Robińska Sawińska Grażyna</b> | 0  | 0 | 2 | 0 | 0 | 0 | 0 | 0 | 0 | 2  | 0 | <b>2</b>  |
|                          | 30 | <b>Rychlewski Tadeusz</b>        | 0  | 0 | 3 | 0 | 0 | 3 | 0 | 0 | 0 | 3  | 3 | <b>6</b>  |
|                          | 31 | <b>Semonowicz Jacek</b>          | 0  | 0 | 3 | 0 | 0 | 1 | 0 | 0 | 0 | 3  | 1 | <b>4</b>  |
|                          | 32 | <b>Szczyrba Tomasz</b>           | 0  | 0 | 4 | 0 | 0 | 0 | 0 | 0 | 0 | 4  | 0 | <b>4</b>  |
|                          | 33 | <b>Trzcieleńska Anna</b>         | 0  | 0 | 4 | 0 | 0 | 0 | 0 | 0 | 0 | 4  | 0 | <b>4</b>  |
|                          | 34 | <b>Trzcieleński Ryszard</b>      | 0  | 0 | 4 | 0 | 0 | 0 | 0 | 0 | 0 | 4  | 0 | <b>4</b>  |
|                          | 35 | <b>Wichtowski Mariusz</b>        | 0  | 0 | 5 | 0 | 0 | 1 | 0 | 0 | 0 | 5  | 1 | <b>6</b>  |
|                          | 36 | <b>Wojciechowski Paweł</b>       | 0  | 0 | 3 | 0 | 0 | 0 | 0 | 0 | 0 | 3  | 0 | <b>3</b>  |
| <b>ZACHODNIOPOMORSKI</b> | 1  | <b>Balcerkierkiewicz Izabela</b> | 1  | 0 | 7 | 0 | 0 | 0 | 0 | 0 | 0 | 8  | 0 | <b>8</b>  |
|                          | 2  | <b>Drabik Miranda</b>            | 14 | 0 | 1 | 1 | 1 | 1 | 0 | 0 | 0 | 15 | 3 | <b>18</b> |
|                          | 3  | <b>Hanczewski Paweł</b>          | 3  | 0 | 0 | 0 | 0 | 0 | 0 | 0 | 0 | 3  | 0 | <b>3</b>  |
|                          | 4  | <b>Kociuba Roksana</b>           | 3  | 0 | 0 | 0 | 0 | 0 | 0 | 0 | 0 | 3  | 0 | <b>3</b>  |
|                          | 5  | <b>Starosta Monika</b>           | 2  | 0 | 0 | 0 | 0 | 0 | 0 | 0 | 0 | 2  | 0 | <b>2</b>  |
|                          | 6  | <b>Uram Wojciech</b>             | 3  | 0 | 1 | 2 | 1 | 1 | 0 | 0 | 0 | 4  | 4 | <b>8</b>  |
|                          | 7  | <b>Widoniak Jerzy</b>            | 10 | 0 | 0 | 0 | 0 | 0 | 0 | 0 | 0 | 10 | 0 | <b>10</b> |

**Brak aktywności w 2016 roku - 11 sędziów (nie zostali uwzględnieni w imiennym wykazie). Najwięcej sędziowań:**

- |                                    |                                   |
|------------------------------------|-----------------------------------|
| 1. Bielecki Aleksander - 40 imprez | 4. Winczura Elżbieta - 33 imprezy |
| 2. Biderman Magdalena - 35 imprez  | 5. Gazda Eryk - 33 imprezy        |
| 3. Dziejina Krystyna - 34 imprezy  | 6. Mazurek Iwona - 31 imprez      |

W 2016r. jedenastu sędziów związkowych nie wykazało aktywności. Mniej niż 9 imprez- odbyło 120 sędziów, 9 - 10 imprez - 25 sędziów, a powyżej 20 imprez - 26 sędziów.

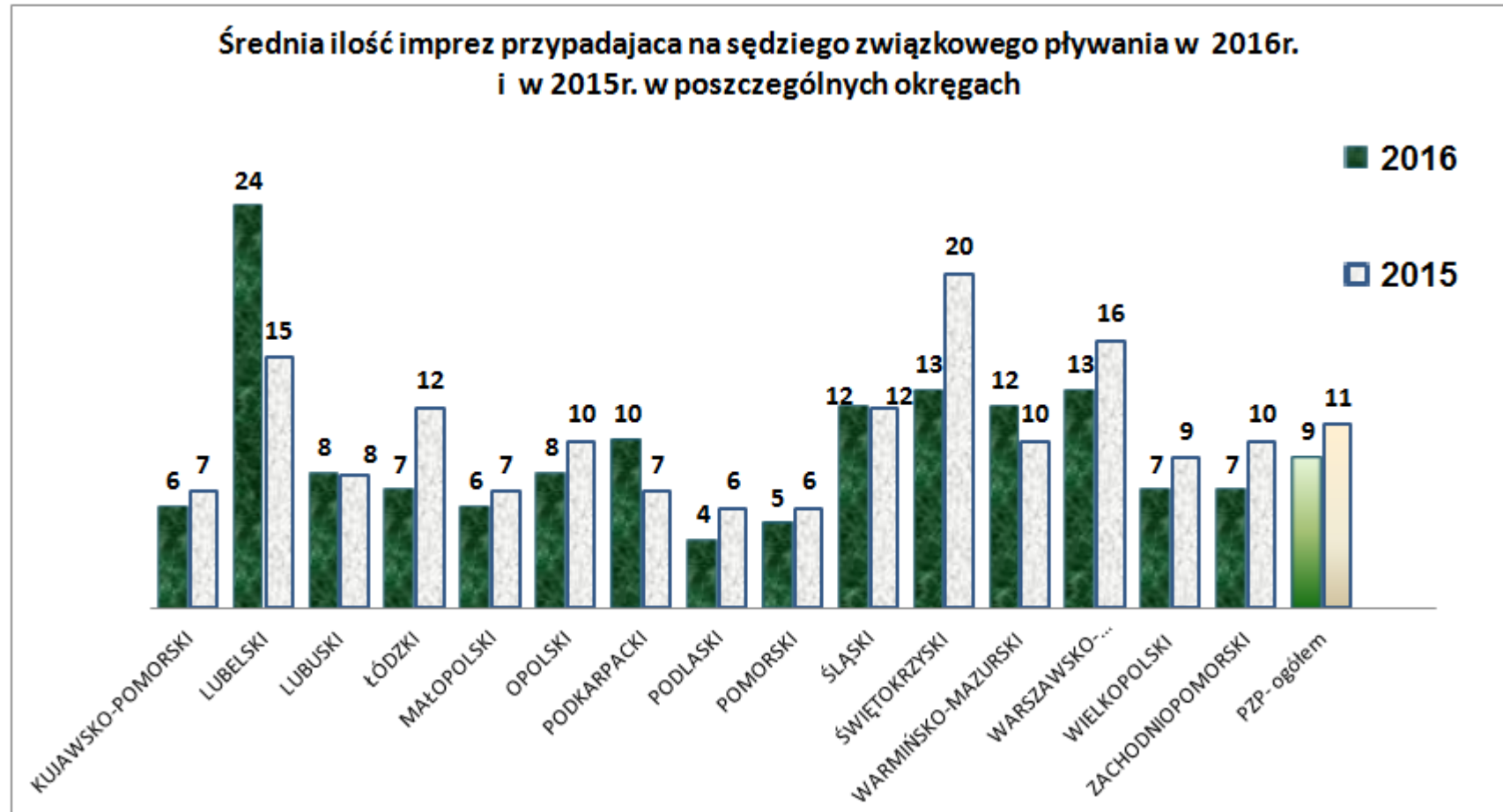
### AKTYWNOŚĆ SĘDZIÓW KLASY ZWIĄZKOWEJ ZE WZGLĘDU NA WIEK

| Wiek<br>(w 2017r.) | Ilość<br>sędziów | Średnia ilość imprez |           |           |
|--------------------|------------------|----------------------|-----------|-----------|
|                    |                  | ogółem               | kobiety   | mężczyźni |
| <b>80-86</b>       | <b>15</b>        | <b>7</b>             | <b>3</b>  | <b>8</b>  |
| <b>70-79</b>       | <b>38</b>        | <b>10</b>            | <b>10</b> | <b>8</b>  |
| <b>60-69</b>       | <b>43</b>        | <b>9</b>             | <b>14</b> | <b>11</b> |
| <b>50-59</b>       | <b>52</b>        | <b>10</b>            | <b>28</b> | <b>11</b> |
| <b>40-49</b>       | <b>32</b>        | <b>7</b>             | <b>15</b> | <b>7</b>  |
| <b>30-39</b>       | <b>19</b>        | <b>9</b>             | <b>13</b> | <b>8</b>  |
| <b>27-29</b>       | <b>4</b>         | <b>14</b>            | <b>2</b>  | <b>13</b> |

### PORÓWNANIE ILOŚCI SĘDZIOWANYCH IMPREZ PRZEZ SĘDZIÓW KLASY ZWIĄZKOWEJ PŁYWANIA W LATACH UBIEGŁYCH

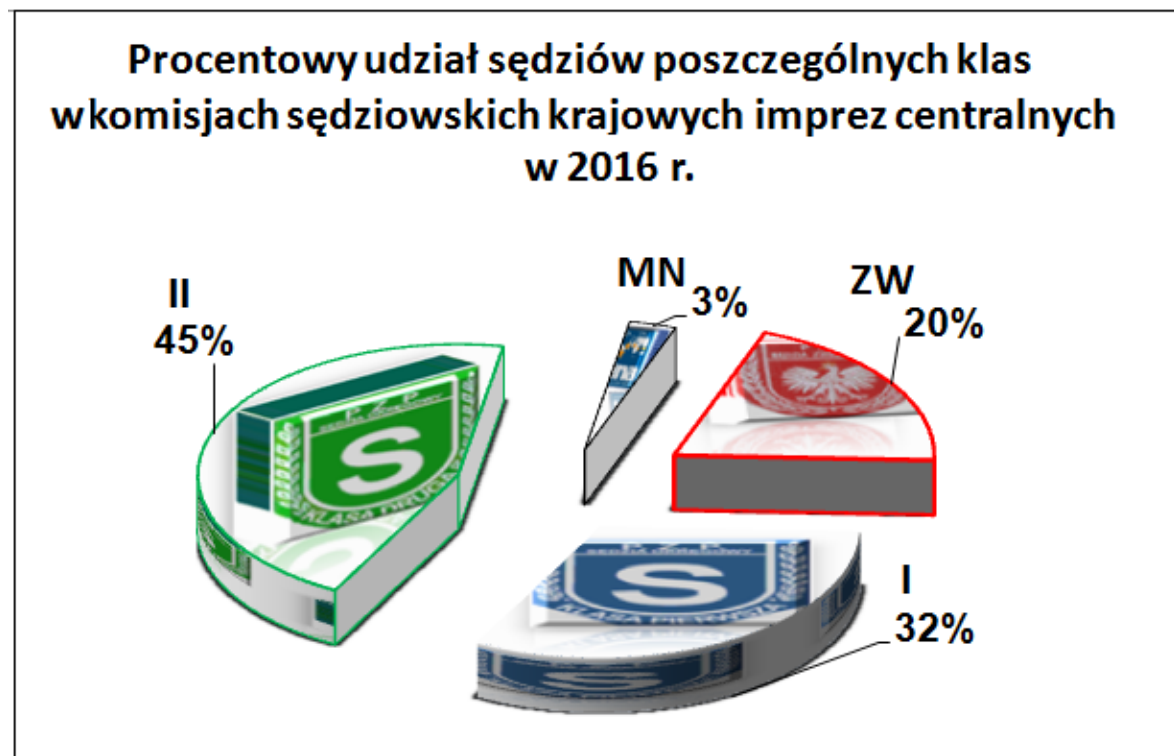
| ROK  | LICZBA<br>SĘDZIÓW ZW<br>PZP | Ilość sędziowań -zawody |           |       | ŚREDNIA ILOŚĆ<br>SĘDZIOWAŃ NA<br>JEDNEGO S. ZW |
|------|-----------------------------|-------------------------|-----------|-------|--|
|      |                             | OZP                     | CENTRALNE | RAZEM |  |
| 2016 | 203                         | 1550                    | 294       | 1844  | 9  |
| 2015 | 188                         | 1662                    | 196       | 1858  | 11   |
| 2014 | 184                         | 1514                    | 142       | 1656  | 9  |
| 2010 | 180                         | 1538                    | 65        | 1603  | 9  |

## PRACA SĘDZIÓW ZWIĄZKOWYCH Z POSZCZEGÓLNYCH OKRĘGÓW



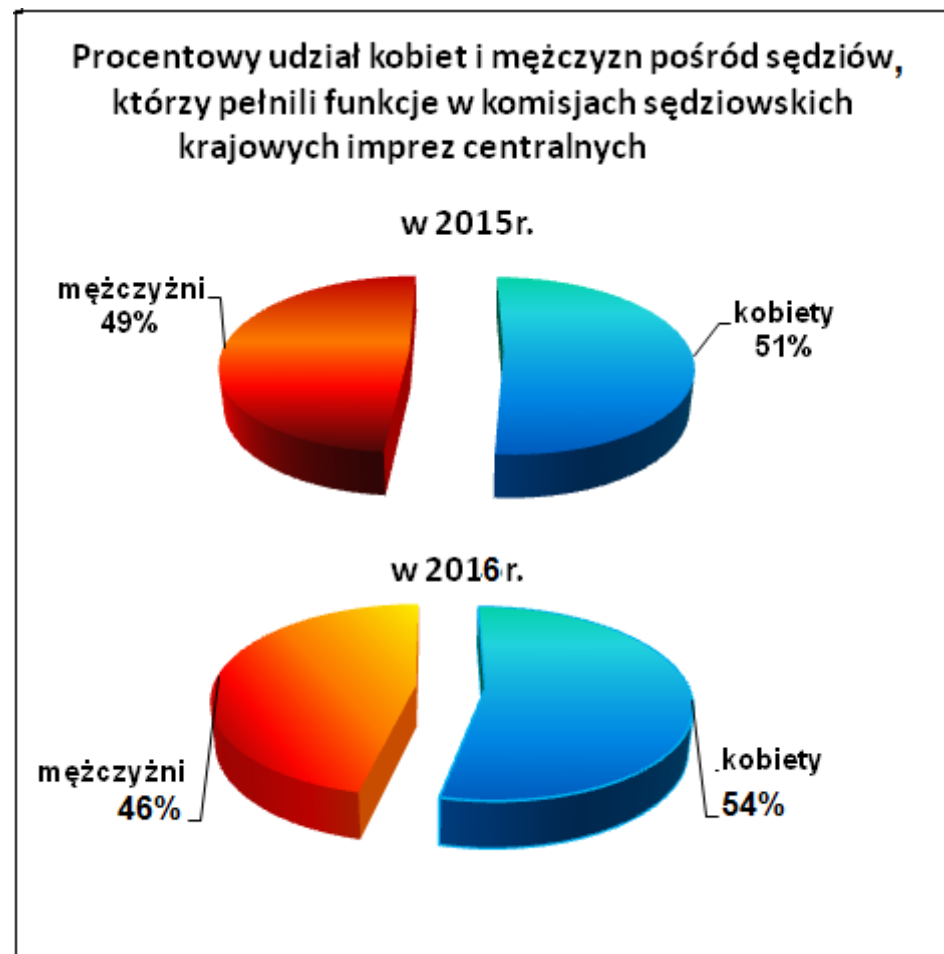
| Ilość s. wszystkich klas w danym OZP | Ilość s. ZW w danym OZP | Średnia wieku (2017r.) | Odsetek ZW względem wszystkich klas w danym okręgu | Okręg                        | Nie pełnili funkcji SG |              | Tylko SG lub starter |             | Pełnili tylko jedną funkcję |              | Pełnili różne funkcje (rotacja) |              |
|--------------------------------------|-------------------------|------------------------|--|------------------------------|------------------------|--------------|----------------------|-------------|-----------------------------|--------------|---------------------------------|--------------|
|                                      |                         |                        |  |                              | Ilość                  | %            | Ilość                | %           | Ilość                       | %            | Ilość                           | %            |
| 131                                  | 14                      | 66                     | 10,7%  | <b>DOLNOŚLĄSKI</b>           | 7                      | 50%          | 0                    | 0%          | 0                           | 0%           | 14                              | 100%         |
| 190                                  | 10                      | 65                     | 5,3%   | <b>KUJAWSKO-POMORSKI</b>     | 4                      | 40%          | 1                    | 10%         | 1                           | 10%          | 9                               | 90%          |
| 230                                  | 7                       | 55                     | 3%   | <b>LUBELSKI</b>              | 1                      | 14,3%        | 1                    | 14,3%       | 1                           | 14,3%        | 6                               | 85,7%        |
| 177                                  | 12                      | 70                     | 6,8%   | <b>LUBUSKI</b>               | 7                      | 58,3%        | 0                    | 0%          | 0                           | 0%           | 11                              | 91,7%        |
| 112                                  | 14                      | 62                     | 12,5%  | <b>ŁÓDZKI</b>                | 6                      | 42,9%        | 1                    | 7,1%        | 0                           | 0%           | 8                               | 57,1%        |
| 252                                  | 27                      | 54                     | 10,7%  | <b>MAŁOPOLSKI</b>            | 13                     | 48,1%        | 0                    | 0%          | 4                           | 14,8%        | 20                              | 74,1%        |
| 136                                  | 3                       | 49                     | 2,2%   | <b>OPOLSKI</b>               | 0                      | 0%           | 2                    | 66,7%       | 1                           | 33,3%        | 2                               | 66,7%        |
| 299                                  | 6                       | 57                     | 2%   | <b>PODKARPACKI</b>           | 0                      | 0%           | 1                    | 16,7%       | 0                           | 0%           | 6                               | 100%         |
| 238                                  | 3                       | 58                     | 1,3%   | <b>PODLASKI</b>              | 0                      | 0%           | 2                    | 66,7%       | 1                           | 33,3%        | 2                               | 66,7%        |
| 131                                  | 14                      | 54                     | 10,7%  | <b>POMORSKI</b>              | 10                     | 71,4%        | 1                    | 7,1%        | 2                           | 14,3%        | 11                              | 78,6%        |
| 491                                  | 27                      | 59                     | 5,5%   | <b>ŚLĄSKI</b>                | 11                     | 40,7%        | 1                    | 3,7%        | 5                           | 18,5%        | 19                              | 70,4%        |
| 157                                  | 3                       | 50                     | 1,9%   | <b>ŚWIĘTOKRZYSKI</b>         | 0                      | 0%           | 1                    | 33,3%       | 0                           | 0%           | 3                               | 100%         |
| 260                                  | 5                       | 57                     | 1,9%   | <b>WARMIŃSKO-MAZURSKI</b>    | 1                      | 20%          | 1                    | 20%         | 1                           | 20%          | 4                               | 80%          |
| 499                                  | 14                      | 56                     | 2,8%   | <b>WARSZAWSKO-MAZOWIECKI</b> | 1                      | 7,1%         | 0                    | 0%          | 1                           | 7,1%         | 13                              | 92,9%        |
| 231                                  | 36                      | 59                     | 15,6%  | <b>WIELKOPOLSKI</b>          | 21                     | 58,3%        | 2                    | 5,6%        | 6                           | 16,7%        | 30                              | 83,3%        |
| 261                                  | 8                       | 49                     | 3%   | <b>ZACHODNIOPOMORSKI</b>     | 1                      | 12,5%        | 4                    | 50%         | 4                           | 50%          | 3                               | 37,5%        |
| <b>3795</b>                          | <b>203</b>              | <b>58</b>              | <b>5,6%</b>  | <b>PZP - ogółem w 2016</b>   | <b>83</b>              | <b>40,9%</b> | <b>18</b>            | <b>8,9%</b> | <b>36</b>                   | <b>17,7%</b> | <b>161</b>                      | <b>79,3%</b> |
| 3394                                 | 188                     | x                      | 6%   | PZP - ogółem w 2015          | 61                     | 32,4%        | 12                   | 6,4%        | Nie analizowano             |              | 115                             | 61,2%        |

## ORGANIZACJA IMPREZ CENTALNYCH NA TERENIE PKS-OZP W 2016 ROKU. IMPREZY ZAGRANICZNE



(Na podstawie danych z dostarczonych sprawozdań Sędziów Głównych)

| Okręg                        | Ilość imprez |
|------------------------------|--------------|
| <b>DOLNOŚLĄSKI</b>           | 0            |
| <b>KUJAWSKO-POMORSKI</b>     | 0            |
| <b>LUBELSKI</b>              | 3            |
| <b>LUBUSKI</b>               | 2            |
| <b>ŁÓDZKI</b>                | 1            |
| <b>MAŁOPOLSKI</b>            | 5            |
| <b>OPOLSKI</b>               | 2            |
| <b>PODKARPACKI</b>           | 0            |
| <b>PODLASKI</b>              | 0            |
| <b>POMORSKI</b>              | 0            |
| <b>ŚLĄSKI</b>                | 6            |
| <b>ŚWIĘTOKRZYSKI</b>         | 2            |
| <b>WARMIŃSKO-MAZURSKI</b>    | 6            |
| <b>WARSZAWSKO-MAZOWIECKI</b> | 3            |
| <b>WIELKOPOLSKI</b>          | 3            |
| <b>ZACHODNIOPOMORSKI</b>     | 2            |



(Na podstawie danych z dostarczonych sprawozdań Sędziów Głównych)

## **UDZIAŁ POLSKICH SĘDZIÓW W ZAWODACH ZAGRANICZNYCH W 2016r.**

### **1. Mistrzostwa Europy. Londyn**

**Waldemar Kilian** – różne funkcje

### **2. Romanian International Swimming Championships. Bucharest**

**Beata Gałuz**a - Sędzia Główny M

**Mirosława Legutko** - Sędzia Główny K

### **3. Otwarte Mistrzostwa Europy w Pływaniu Niepełnosprawnych.Funchal.**

**Jakub Krzywda** - różne funkcje, w tym Sędzia Główny

### **4.Mistrzostwa Europy Juniorów. Hodmezovasarhely**

**Waldemar Kilian** – Sędzia Główny K

**Mirosława Legutko** - różne funkcje

### **5. Igrzyska Olimpijskie. Rio de Janeiro**

**Waldemar Kilian** – różne funkcje

### **6. Igrzyska Paraolimpijskie. Rio de Janeiro**

**Jakub Krzywda** - różne funkcje, w tym Sędzia Główny

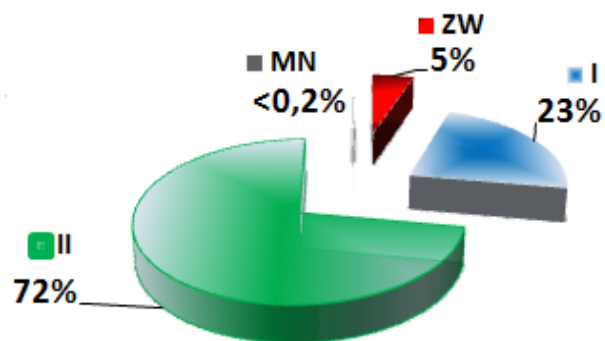
### **7. Zawody Krajów Europy Środkowej. Koszyce**

**Dawid Stojanowski** - inspektor nawrotów.

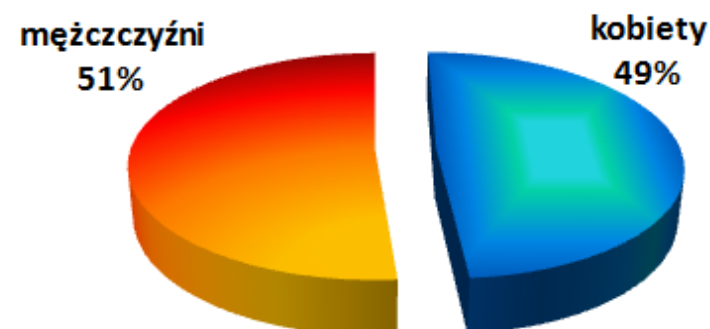
## PORÓWNANIE ILOŚCI CZYNNYCH SĘDZIÓW PŁYWANIA ODPOWIEDNICH KLAS W TYM Kobiet I MĘŻCZYŹN

| Rok  | MN | ZW  | I   | II   | Kobiety | Mężczyźni | Razem |
|------|----|-----|-----|------|---------|-----------|-------|
| 2016 | 8  | 195 | 911 | 2681 | 1850    | 1945      | 3795  |
| 2015 | 8  | 180 | 895 | 2311 | 1656    | 1738      | 3394  |
| 2014 | 8  | 176 | 835 | 2058 | 1471    | 1607      | 3078  |

Rozkład klas wśród sędziów pływania posiadających licencję PZP w 2016r.



Odsetki kobiet i mężczyzn wśród sędziów pływania posiadających licencję PZP w 2016r.

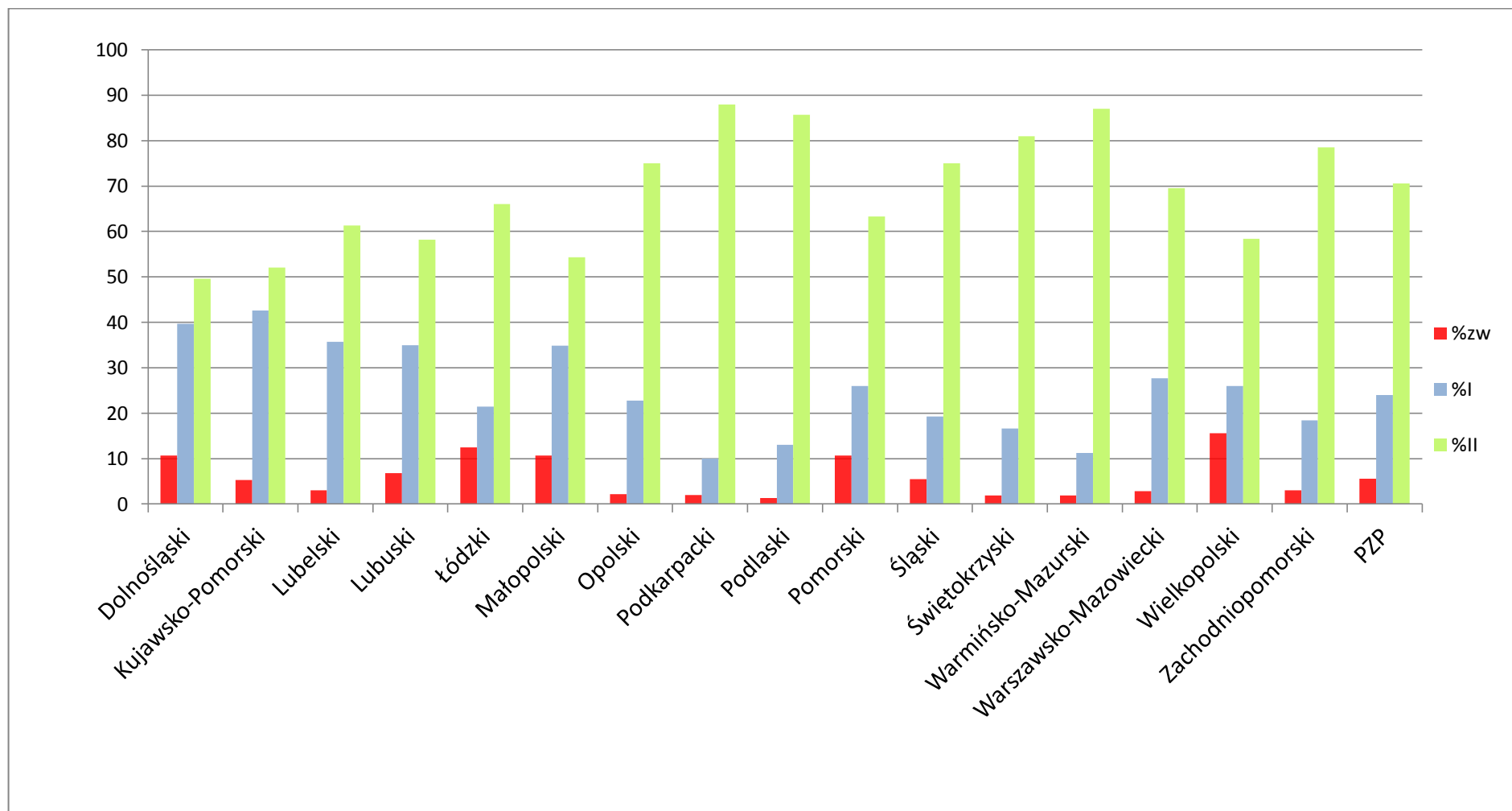




## STAN CZYNNYCH SĘDZIÓW WSZYSTKICH KLAS W OZP NA DZIEŃ 1.01.2017 r.

| OKRĘG                        | Klasy |     |     |      | Kobiet | Mężcz. | Suma |
|------------------------------|-------|-----|-----|------|--------|--------|------|
|                              | MN    | ZW  | I   | II   |        |        |      |
| <b>DOLNOŚLĄSKI</b>           | 0     | 14  | 52  | 65   | 66     | 65     | 131  |
| <b>KUJAWSKO-POMORSKI</b>     | 0     | 10  | 81  | 99   | 119    | 71     | 190  |
| <b>LUBELSKI</b>              | 0     | 7   | 82  | 141  | 115    | 115    | 230  |
| <b>LUBUSKI</b>               | 1     | 11  | 62  | 103  | 101    | 76     | 177  |
| <b>ŁÓDZKI</b>                | 0     | 14  | 24  | 74   | 57     | 55     | 112  |
| <b>MAŁOPOLSKI</b>            | 2     | 25  | 88  | 137  | 129    | 123    | 252  |
| <b>OPOLSKI</b>               | 1     | 2   | 31  | 102  | 67     | 69     | 136  |
| <b>PODKARPACKI</b>           | 1     | 5   | 30  | 263  | 127    | 172    | 299  |
| <b>PODLASKI</b>              | 0     | 3   | 31  | 204  | 120    | 118    | 238  |
| <b>POMORSKI</b>              | 0     | 14  | 34  | 83   | 77     | 54     | 131  |
| <b>ŚLĄSKI</b>                | 1     | 26  | 95  | 369  | 252    | 239    | 491  |
| <b>ŚWIĘTOKRZYSKI</b>         | 0     | 3   | 26  | 128  | 78     | 79     | 157  |
| <b>WARMIŃSKO-MAZURSKI</b>    | 0     | 5   | 29  | 226  | 116    | 144    | 260  |
| <b>WARSZAWSKO-MAZOWIECKI</b> | 1     | 13  | 138 | 347  | 194    | 305    | 499  |
| <b>WIELKOPOLSKI</b>          | 1     | 35  | 60  | 135  | 93     | 138    | 231  |
| <b>ZACHODNIOPOMORSKI</b>     | 0     | 8   | 48  | 205  | 139    | 122    | 261  |
| <b>PZP</b>                   | 8     | 195 | 911 | 2681 | 1850   | 1945   | 3795 |

## Porównanie proporcji między ilościami sędziów ze względu na klasy w okręgach w 2016r.



## ZESTAWIENIE OGÓLNEJ ILOŚCI SĘDZIÓW PŁYWANIA W ROZBICIU NA KLASY OKRĘGOWĄ I ZWIĄZKOWĄ - PORÓWNANIE DO UBIEGŁYCH LAT

| Rok         | ZW w tym MN | I-II        | Razem       | Uwagi  |
|-------------|-------------|-------------|-------------|--|
| <b>2016</b> | <b>203</b>  | <b>3592</b> | <b>3795</b> | Czynni sędziowie posiadający licencję                            |
| <b>2015</b> | <b>188</b>  | <b>3206</b> | <b>3394</b> |  |
| <b>2014</b> | <b>184</b>  | <b>2893</b> | <b>3078</b> |  |
| <b>2010</b> | <b>180</b>  | <b>3263</b> | <b>3443</b> | Okres przejściowy, bez wyraźnych kryteriów przyznawania licencji |
| <b>2006</b> | <b>176</b>  | <b>4772</b> | <b>4948</b> | Sędziowie czynni, przed wprowadzeniem licencji                   |
| <b>2003</b> | <b>165</b>  | <b>3717</b> | <b>3882</b> |  |

Opracowała

**Mirosława Legutko**

Członek ds analiz i ewidencji sędziowskiej  
Prezydium Kolegium Sędziów  
Polskiego Związku Pływackiego

**KRAKÓW, LUTY 2017r.**